



Chatham-Kent Immigration Snapshot

Statistics Canada Census Period 2016-2021¹

Chatham-Kent

Immigrant
Population:
9,240

Non-Permanent
Residents:
530

Recent
Immigrants:
845



7.2%

Increase in the
number of
immigrants in CK
since 2016



44%

Increase in recent
immigration to
CK from 2016



9.1%

Percentage of the CK
Population that are
immigrants, up from
8.7% in 2016



51.4%

Increase in non-permanent
residents (*those with
a work or study permit,
asylum claimants, and
family members without
other status*)



81.3%

Have acquired
Canadian
Citizenship



740


Individuals with
permanent resident (PR)
status moved to CK or
obtained PR status during
the last census period²

A sample of approximately 25% of Canadian households receive a long-form questionnaire. All other households receive a short-form questionnaire.

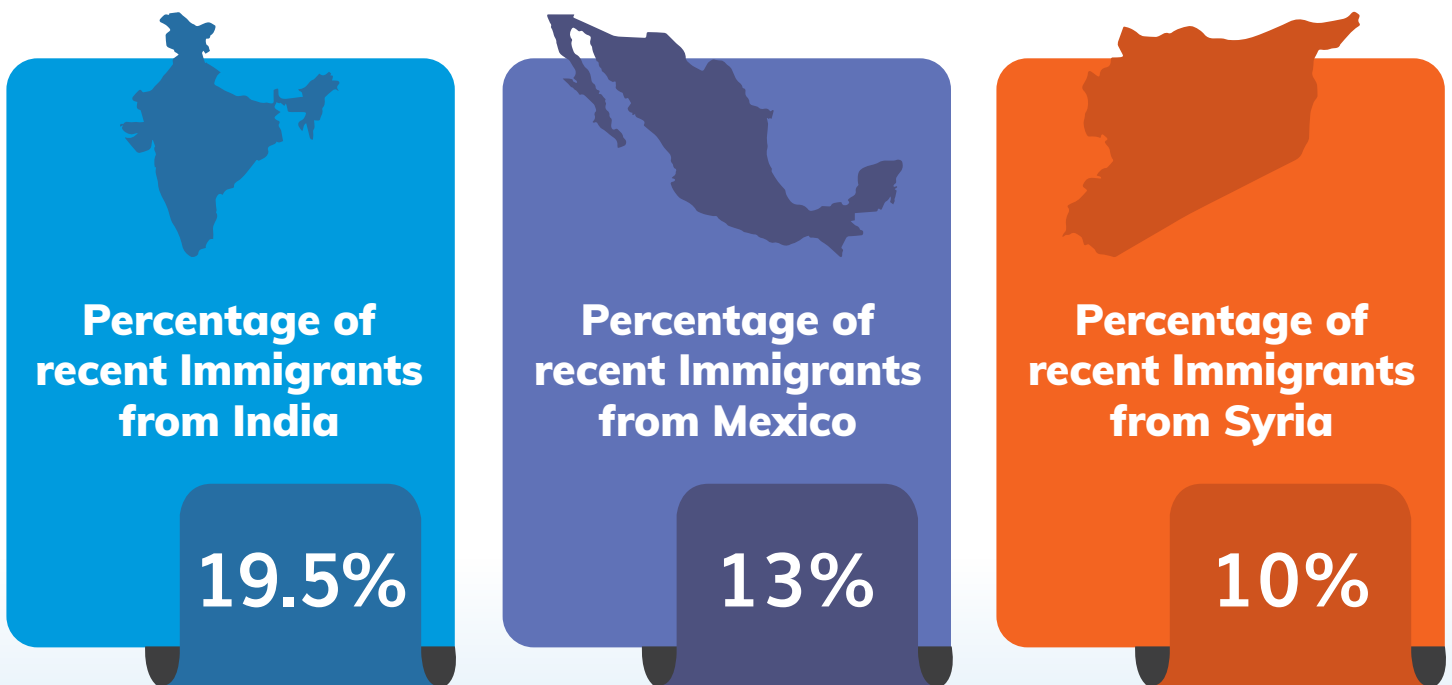
¹ Statistics Canada. 2022. Census Profile. 2021 Census. Statistics Canada Catalogue no. 98-316-X2021001. Ottawa. Released October 26 2022. <https://www12.statcan.gc.ca/census-recensement/2021/dp-pd/prof/index.cfm?Lang=E>

² Statistics Canada. 2019. Permanent Residents – Monthly IRCC Updates - Canada - Admissions of Permanent Residents by Province/Territory, Census Division and Census Subdivision of the Intended Destination [Data visualization tool]. https://www.cic.gc.ca/opendata-donneesouvertes/data/FR_ODP-PR-CSD.xlsx

Place of Birth for Recent Immigrants (2016-2021)



Recent immigrant refers to a person who obtained a landed immigrant or permanent resident status up to five years prior to a given census year.³



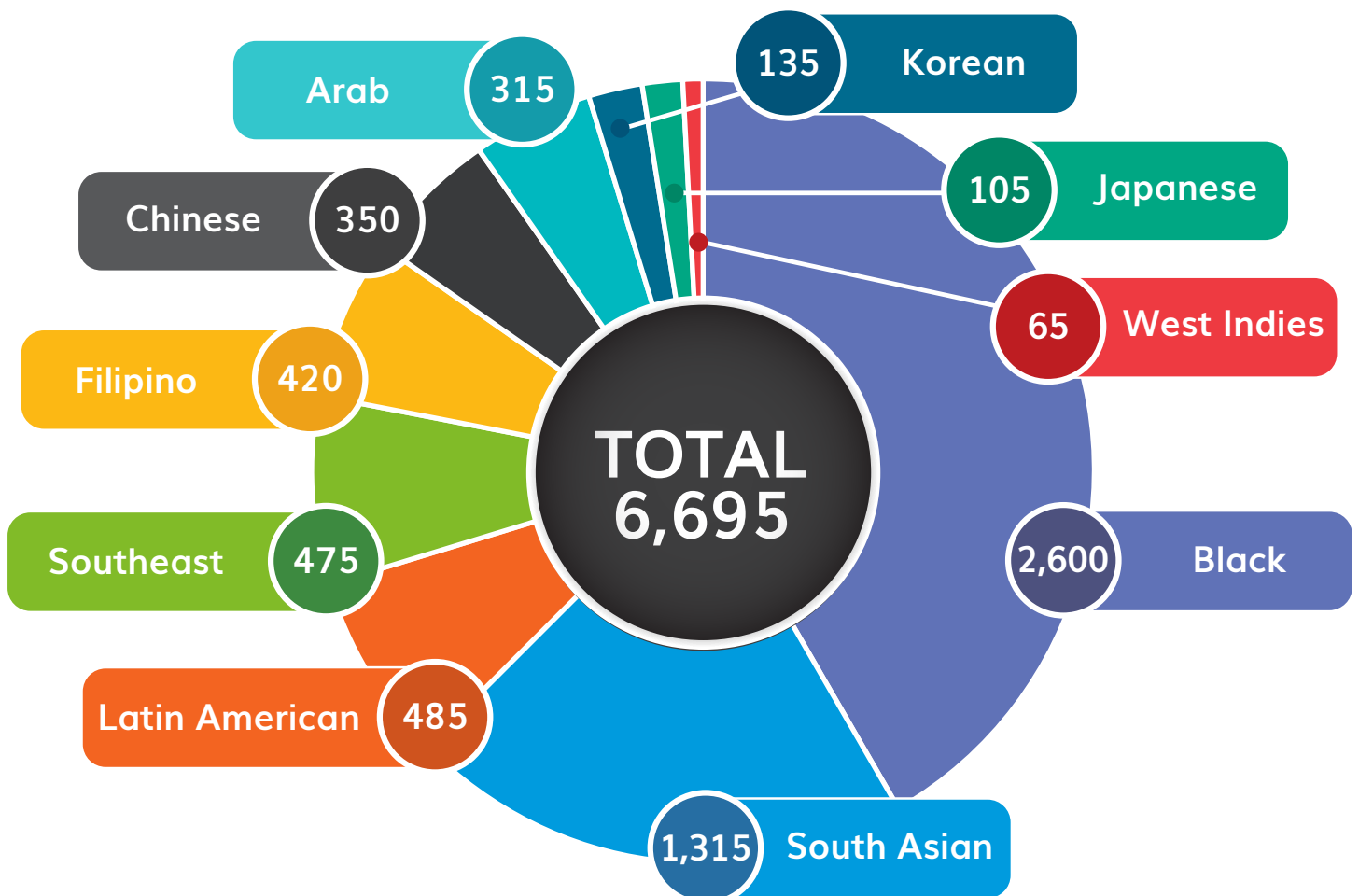
³ Government of Canada, S. C. (2019, January 3). Release and concepts overview 2016 census of population: Immigration and ethnocultural diversity. Release and Concepts Overview, 2016 Census of Population: Immigration and ethnocultural diversity release. Retrieved November 28, 2022, from <https://www12.statcan.gc.ca/census-recensement/2016/ref/98-501/98-501-x2016008-eng.cfm>

Racialized Communities

In 2021 Census analytical and communications products, the term “visible minority” has been replaced by the terms “racialized population” or “racialized groups” reflecting the increased use of these terms in the public sphere.⁴

47.7%
Since 2016

**Increase in
number of
racialized
community
members**



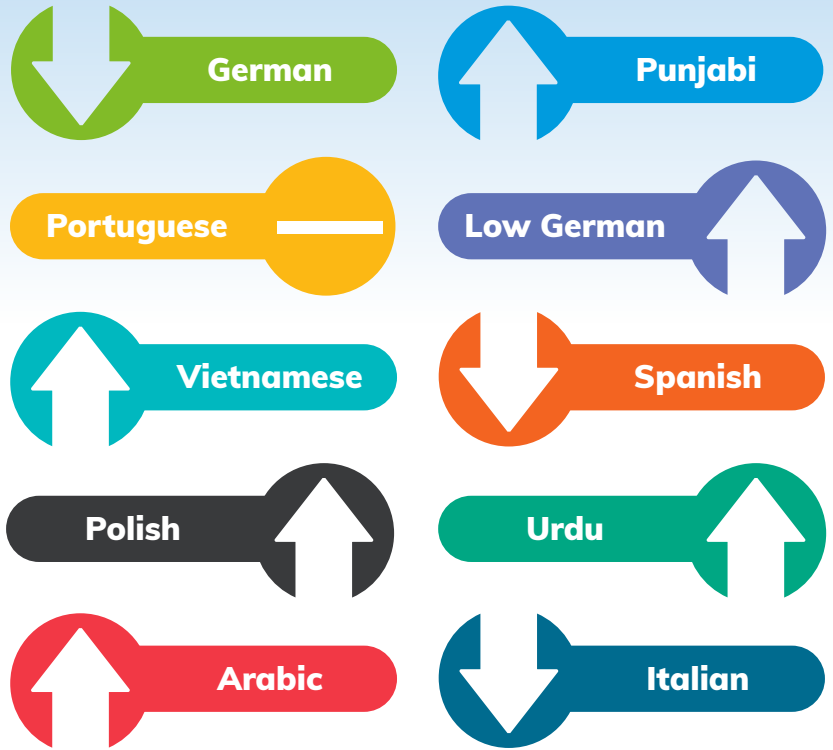

⁴ Government of Canada, Statistics Canada. (2022, October 26). Focusing on a selected geographic area, this product presents data highlights for each of the major releases of the 2021 census. these data highlights are presented through text, tables and figures. A map image of the geographic area is also included in the product. the geographic levels presented in this product include Canada, provinces and territories, census metropolitan areas, census agglomerations, census divisions and census subdivisions. Focus on Geography Series, 2021 Census - Chatham-Kent (Census subdivision). Retrieved November 28, 2022, from <https://www12.statcan.gc.ca/census-recensement/2021/as-sa/fogs-spg/page.cfm?topic=9&lang=E&dguid=2021A00053536020>

Official Language Spoken Most Often At Home:

English
98,850

French
630

Non-Official Language Spoken Most Often At Home:



70
Over 70 languages spoken at home

Contact Us:



Funded by:

Financé par :



Immigration, Refugees and Citizenship Canada

Immigration, Réfugiés et Citoyenneté Canada

Email: cklip@chatham-kent.ca
Web: www.chatham-kent.ca/cklip

ChathamKentLIP @ChathamKentLIP



Email: livingCK@chatham-kent.ca
Web: www.livingCK.ca

LivingCK LivingCK livingchathamkent