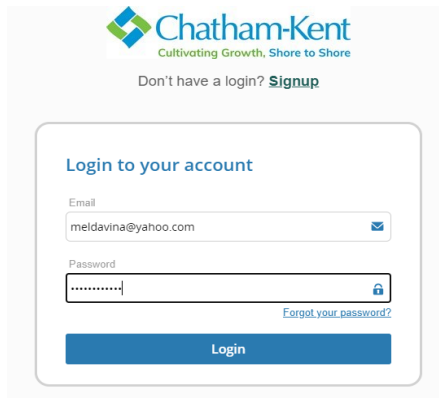


How to Withdraw from a Program Online

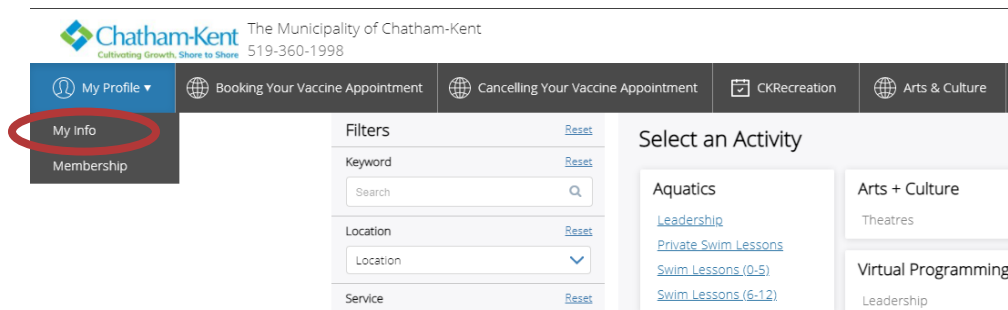
Step 1:

Login to your PerfectMind account.



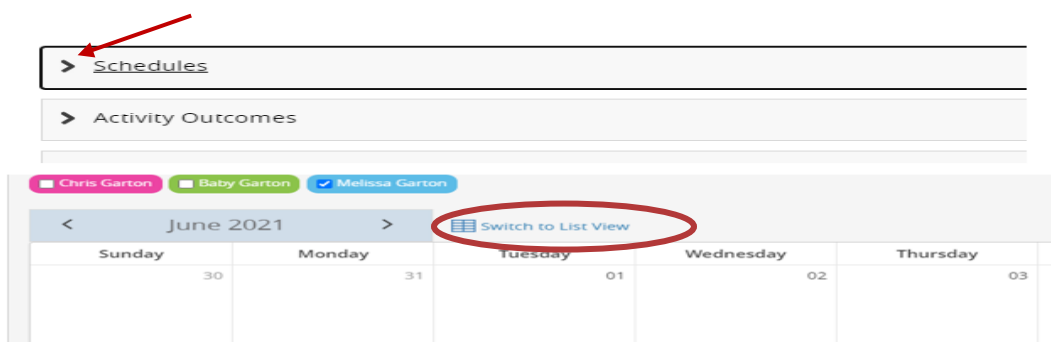
Step 2:

Go to your profile page by clicking “My info” under the My Profile tab.



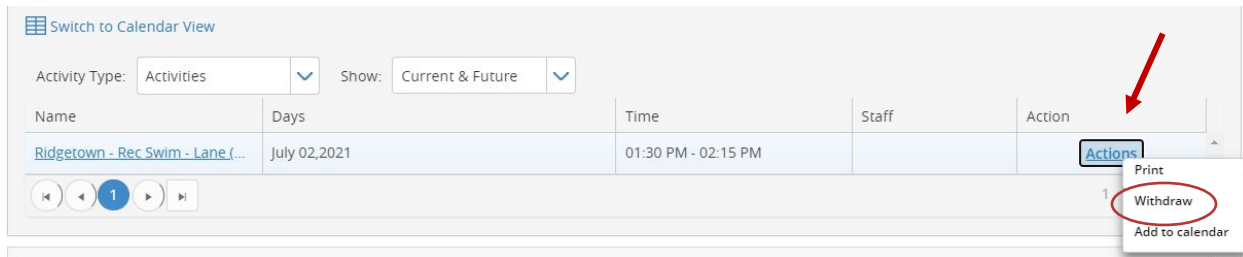
Step 3:

On the profile page, scroll down to “Schedules”. Click the arrow to expand the field and show the calendar. Click on “Switch to List View”

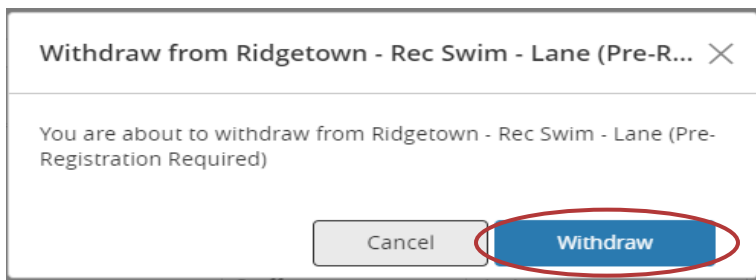


Step 4:

On the right hand side of the list view, click on "Actions", then select "Withdraw"



This window will open. Click "Withdraw"



A window will open to confirm the withdrawal/cancellation.

Melissa Garton

Ridgetown - Rec Swim - Lane (Pre-Registration Required) (00009355)

Location: Ridgetown Howard Community Pool, Ridgetown - Kiwanis Park

Cancellation Summary:

Sessions Withdrawn: Session

Total Refund: \$0.00

Cancellation Fee Amount: \$0.00